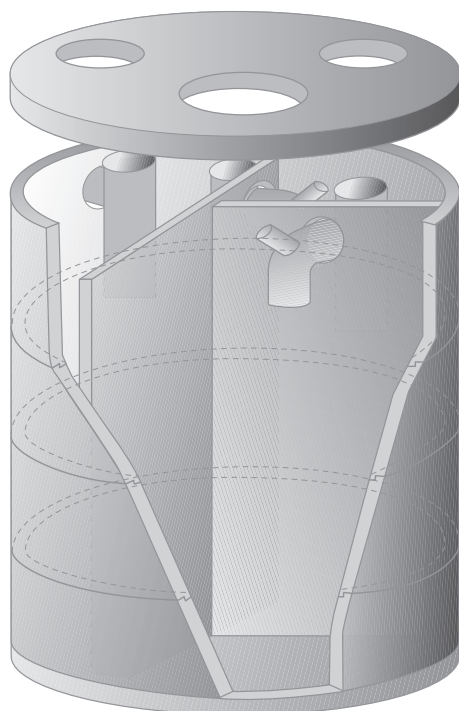
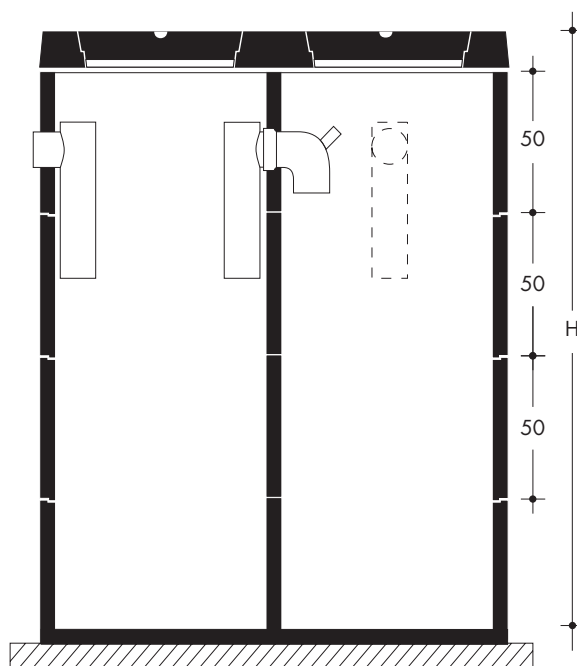


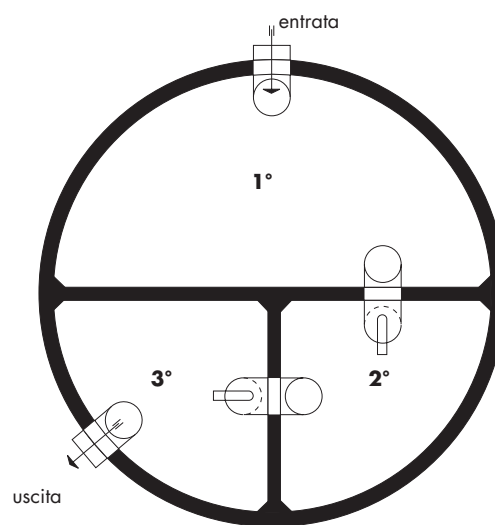
Fossa settica circolare a tre scomparti tipo "Como"



ASSONOMETRIA



SEZIONE



PIANTA

FOSSE

CODICE PRODOTTO	DIAMETRO INTERNO cm	H cm	PERSONE SERVITE	PESO FOSSA kg
FC150215F	150	220	10	2800
FC150265F	150	270	13	3200
FC200215F	200	220	18	4340
FC200265F	200	270	22	5040
FC234235	234	235	25	6320
FC234285	234	285	30	7230
* FC350230	350	230	55	9120
* FC350280	350	280	70	10900
* FC500230	500	230	110	16280
* FC500280	500	280	140	19250

* escluso i fondi