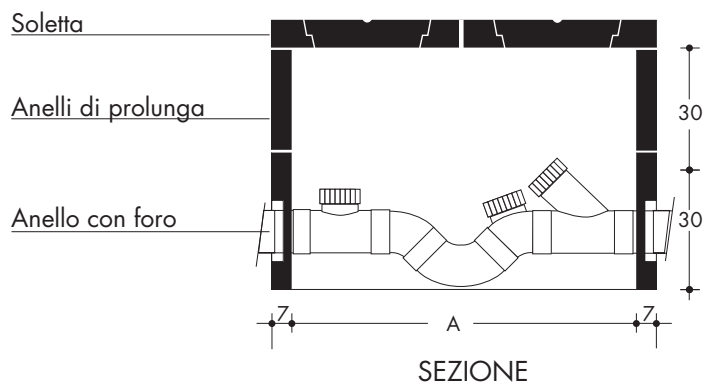
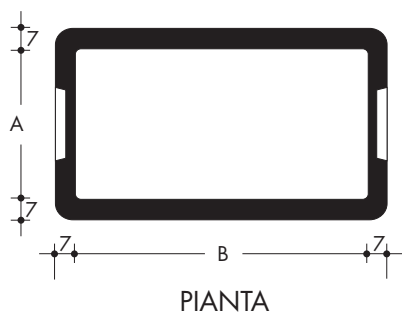


## Pozzetti per ispezione sifoni sino al $\varnothing 16$

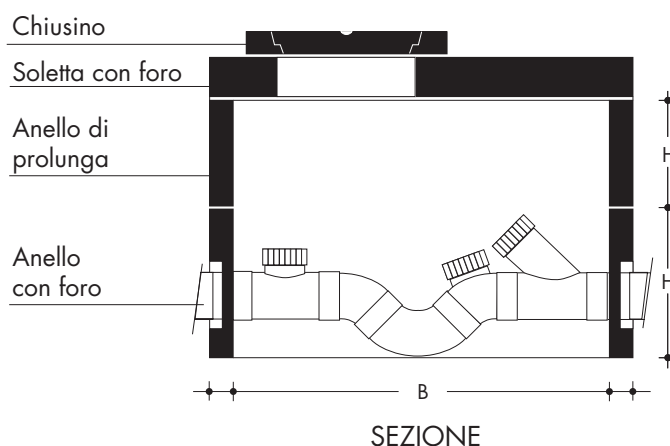
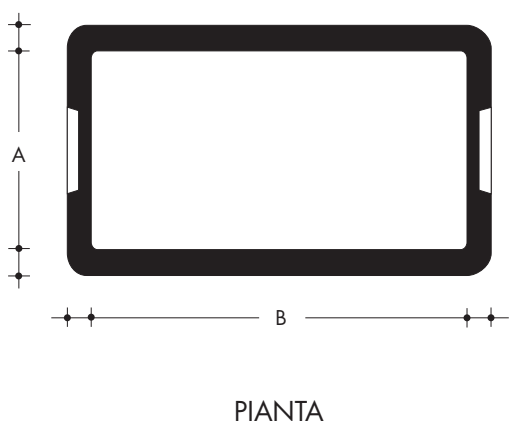


CODICE PRODOTTO	TIPOLOGIA POZZETTO	DIMENSIONI INTERNE cm	A	B	H	Spessore cm	PESO kg
<b>MODELLO 45x115</b>							
<b>I45115</b>	ANELLO	<b>45 x 115</b>	45	115	30	7	165
<b>CHP6011</b>	CHIUSINO*	<b>60 x 60</b>				11	60
<b>MODELLO 60x120</b>							
<b>AN60120</b>	ANELLO	<b>60 x 120</b>	60	120	30	7	190
<b>SO75</b>	SOLETTA**	<b>75 x 135</b>				12	250

\* occorrono due pezzi

\*\* con foro 50x70

## Pozzetti per ispezione sifoni superiori al $\varnothing 16$



CODICE PRODOTTO	TIPOLOGIA POZZETTO	DIMENSIONI cm	A	B	H	Spessore cm	PESO kg
<b>MODELLO 80x176</b>							
<b>I8017650</b>	ANELLO	<b>80 x 176</b>	80	176	50	12	750
<b>I8017625</b>	ANELLO	<b>80 x 176</b>	80	176	25	12	375
<b>SO10420015</b>	SOLETTA**	<b>104 x 200</b>				16	760
<b>MODELLO 100x200</b>							
<b>M10020050</b>	ANELLO	<b>100 x 200</b>	100	200	50	17	1150
<b>M100100</b>	ANELLO	<b>100 x 200</b>	100	200	100	17	2300
<b>SO134C</b>	SOLETTA	<b>134 x 234</b>				20	1500

\*\* con foro 50x70